TELEWAVE, INC.®

475 - 512 MHz

ANT500F10

FIBERGLASS COLLINEAR ANTENNA 10 dBd



DESCRIPTION AND FEATURES:
The Telewave ANT500F10 is an extremely rugged, high-gain, fiberglass collinear antenna, designed for operation in all environmental conditions. The antenna is constructed with brass and copper elements, connected at DC ground potential for lightning impulse protection. All junctions are fully soldered to prevent RF intermodulation, and each antenna is completely protected within a high-tech ruggedized radome to ensure survivability in the worst environments. The "Cool Blue" radome provides maximum protection from corrosive gases, ultraviolet radiation, icing, salt spray, acid rain, and wind blown abrasives. Please specify exact frequency when ordering.

MOUNTING:
The ANT500F10 includes a dual clamp set for mounting to a 1.5" to 4" diameter support pipe. Stand off and top mounts are also available.

ELECTRICAL SPECIFICATIONS:

Power Rating (typical)	500 Watts
Gain	10 dBd
Frequency Range	475-512 MHz
VSWR	1.5:1 or less
Impedance	50 Ohms
Vertical Beamwidth	7 Degrees
Pattern	Omnidirectional
Lightning Protection	DC Ground
Termination	Recessed Type N or 7-16 DIN Female at base 24" RG-213 jumper supplied with Type N model

MECHANICAL SPECIFICATIONS:

Dimensions (Total length x base ferrule diameter)	244" L x 2.75" diam.
Tower weight (Antenna + clamps)	41 lb.
Shipping weight	62 lb.
Max. Rated Wind Velocity	125 MPH
Max. Rated Wind Velocity with 0.5" radial ice	100 MPH
Max. Exposed Area	3.2 Sq. ft.
Lateral Thrust at 100 MPH	128 lb.
Bending Moment at top clamp at 100 MPH (40 PSF Flat Plate Equivalent)	803 Ft. lb.

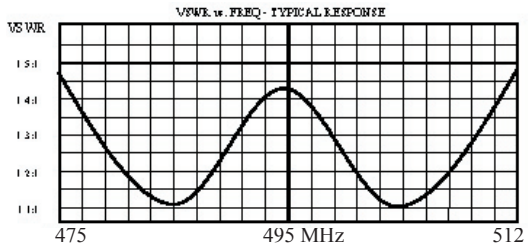

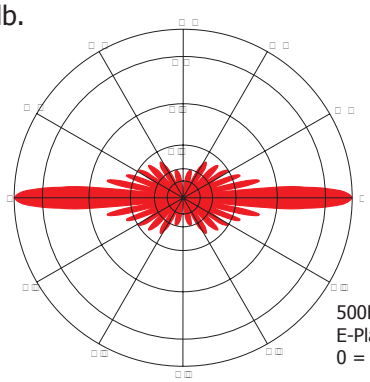

500F10 at 495 MHz
E-Plane BW = 7 degrees
0 = 10.11 dBd

TELEWAVE, INC. 660 Giguere Court San Jose, CA 95133
Toll Free: **1-800-331-3396** Direct: 408-929-4400 Fax: 408-929-4080
http://www.telewave.com **Email: sales@telewave.com**