


**TWPC-1508-1, 2
BANDPASS CAVITIES****TWPC-1508-1****TWPC-1508-2**

Telewave TWPC-1508 cavities have 1/4" aluminum top plates which are fully welded to the aluminum outer-conductor. This improvement, along with silver-plated copper tuners, beryllium copper fingers stock contactors, and threaded Invar rod, assures temperature-stable, High-Q operation.

All cavities are tuned prior to the shipping when frequencies are specified; no further adjustments should be necessary. If frequency changes are required, the positive locking mechanism allows for easy field tuning by rotating the threaded Invar tuning rod. Selectivity and insertion loss may also be adjusted by rotating the calibrated connector loops; no special equipment is required when making these adjustments.

The Telewave Model TWPC-1508-1 is an 8" diameter, High-Q cavity filter for use in highly congested RF environments. The Model TWPC-1508-2 dual-cavity filter provides additional protection as required for more severe RF environments. (See reverse side for typical selectivity characteristics.) All dual cavity combinations are supplied complete with interconnecting cables and mounting rails.

This bandpass cavity is ideal for use in any frequency congested area where maximum protection is needed from transmitter spurious radiation, and receiver desensitization.

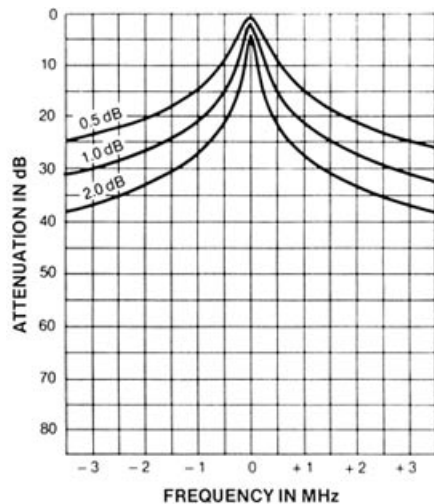
TELEWAVE, INC. 660 Giguere Court San Jose, CA 95133

Toll Free: **1-800-331-3396** Direct: 408-929-4400 Fax: 408-929-4080

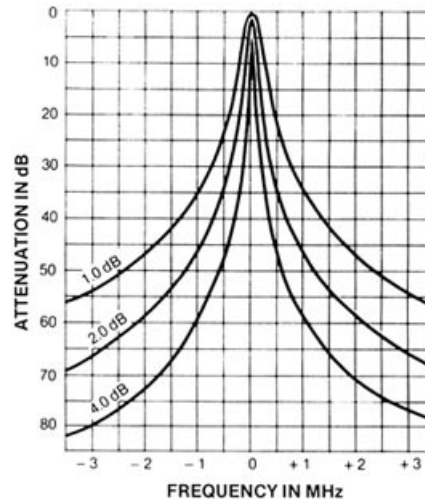
<http://www.telewave.com>

Email: sales@telewave.com

TWPC-1508-1, 2



TWPC-1508-1 SINGLE CAVITY



TWPC-1508-2 DUAL CAVITY

ELECTRICAL DATA

Model	<u>TWPC-1508-1</u>	<u>TWPC-1508-2</u>
Tuning Range	148-174 MHz	148-174 MHz
Insertion Loss (Adjustable)	0.5 to 2.0 dB	1.0 to 4.0 dB
Attenuation:	See Fig. 1	See Fig. 2
Nominal Impedance:	50 Ohms	50 Ohms
VSWR at Resonance (max)	1.5:1	1.5:1
Input Power (max)		
0.5 dB insertion loss	350 Watts	350 Watts
1.0 dB insertion loss	250 Watts	250 Watts
2.0 dB insertion loss	150 Watts	150 Watts
Temperature Range	-30°C to +70°C	-30°C to +70°C
Cavity Electrical Length:	1/4 wavelength	1/4 wavelength

MECHANICAL DATA

Materials:		
Outer Conductor	6061-T6 Aluminum	6061-T6 Aluminum
Inner Conductor	Silver plated copper	Silver plated copper
Tuning Rod	Invar	Invar
Contactors, fingerstock	Beryllium copper	Beryllium copper
End Plates	6061-T6 Aluminum	6061-T6 Aluminum
Coupling Loops	Silver plated copper	Silver plated copper
Dimensions in (cm)	8 x 23.5 (20 x 60)	8 x 23.5 (20 x 60)
(individual cavity)		
Max. outside dim. in (cm)	8 x 19 x 28 (25 x 48 x 71)	8 x 19 x 28 (25 x 48 x 71)
(with tuning rods extended)		
Connector Terminations:	N or UHF female	N or UHF female
Finish	Acrylic Enamel	Acrylic Enamel
Net Weight lb (kg)	7.5 (3.4)	17 (7.7)
Shipping Weight lb (kg)	11 (5)	20 (9.1)

WHEN ORDERING BE SURE TO SPECIFY EXACT FREQUENCY AND MODEL NUMBER.
Contact the factory if additional information or assistance is required.

TELEWAVE, INC. 660 Giguere Court San Jose, CA 95133
Toll Free: 1-800-331-3396 Direct: 408-929-4400 Fax: 408-929-4080
<http://www.telewave.com> Email: sales@telewave.com